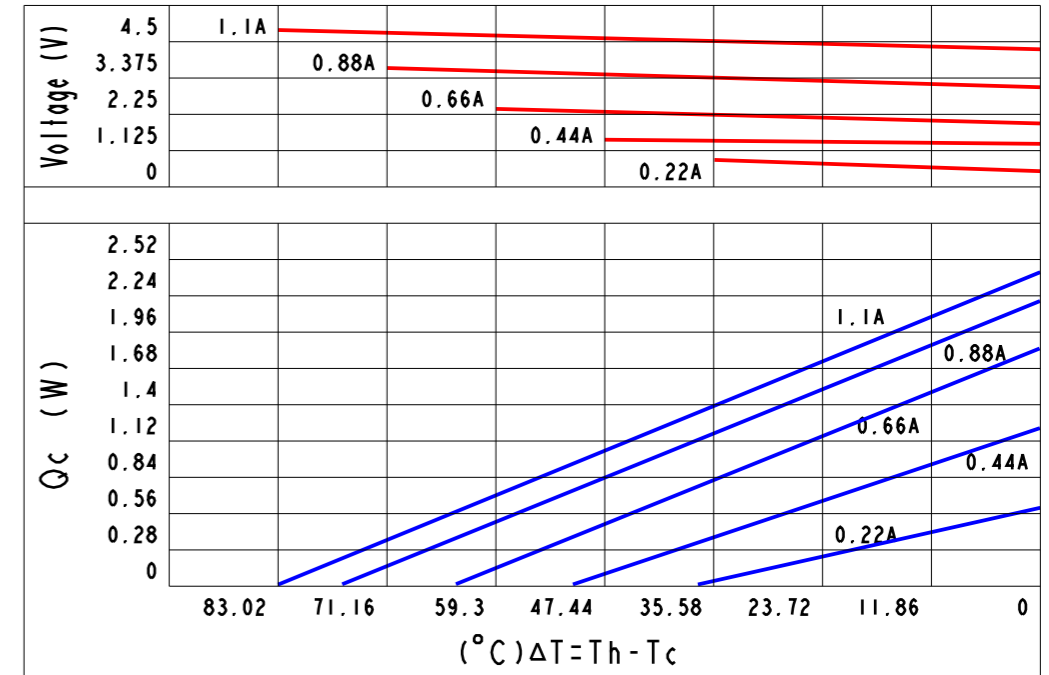


REVISIONS					
REV.	POS.	DESCRIPTION	DATE	DRW	APP
A		INITIAL CREATION	2013/09/09	Gary	Mason

Curve Chart(Be Confined To TESI-036118651):



Part Number And Feature:


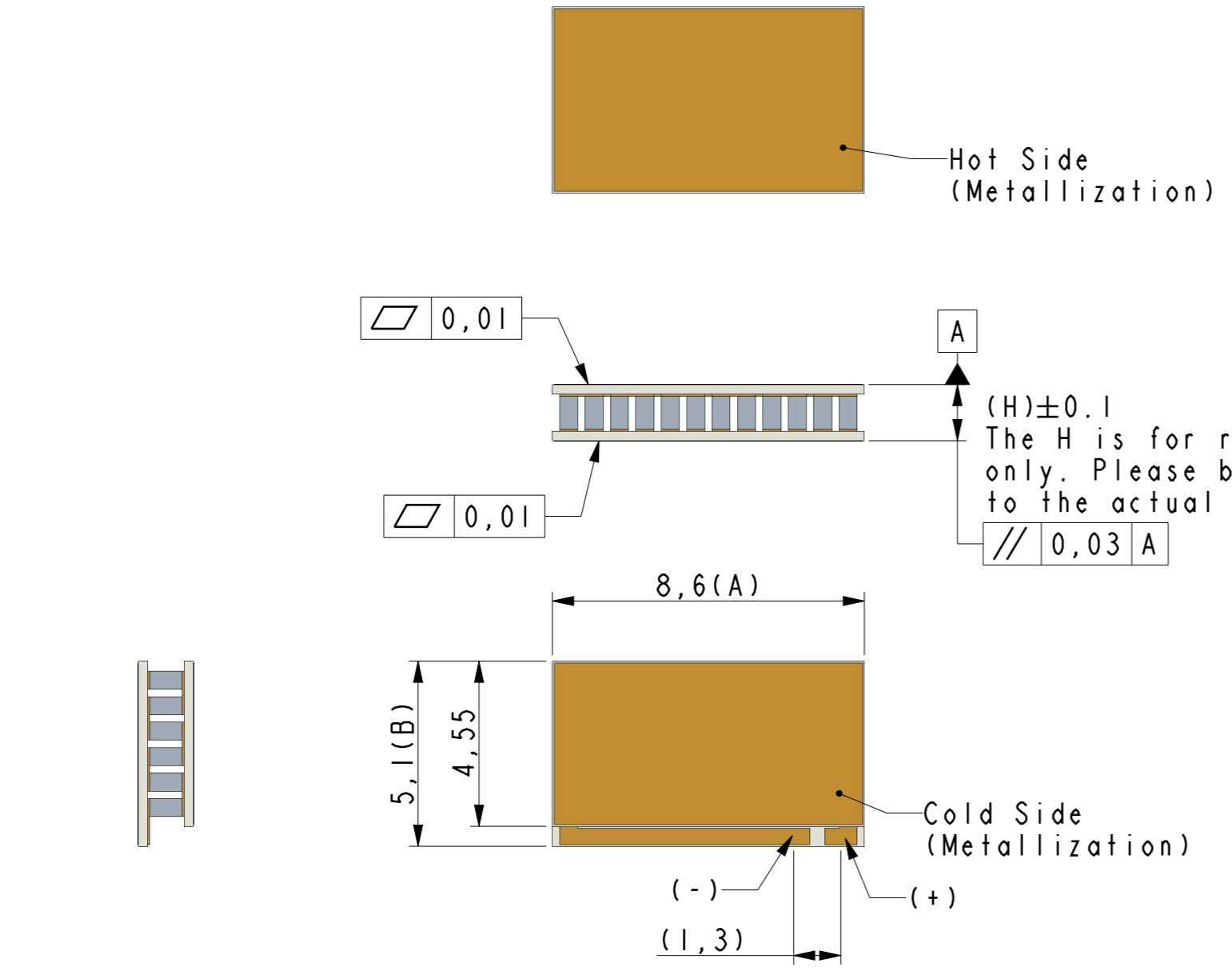
T	E	S	I	-	0	3	6	x	x	8	6	5	1	Sealing	NO
↓	↓				↓	↓	↓	↓	↓	↓	↓	↓	↓	Operation Temperature	200°C(Max.)
Thermo	Electric	Chip(Small)	Stage	Stack	N & P	Stack	Quantity	Current	A(Max.)	Dimension	(A)	Dimension	(B)	Melting Point	235°C
														Storage Temperature	-60°C~100°C
														RoHS	YES

Technical Data:

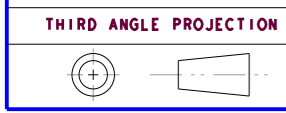
ITEM	Part Number	P&N Couple	A(Max.)	V(Max.)	Qc(W) /Th=27°C/ ΔT(°C)	DIM(A)	DIM(B)	DIM(H)
1	TESI-036118651	36	1.1 A	4.5 V	2.5W	8.6	5.1	RF1.55

Notes:

1. Printing always on cold side.
2. Torlerance of thermo and electric parameters ±10%.
3. Please mount heat sink before you use it. also, please do not exceed the extra voltage at any time.



\*DO NOT SCALE DRAWING



THIS DRAWING AND THE DATA DISCLOSED HEREIN OR HEREWITH IS NOT TO BE REPR ODUCE  
USED OR DISCLOSED OR IN PART TO ANYONE WITHOUT THE PERMISSION OF KJLP (SHENZHEN) ELECTRONICS  
CO., LTD.

1. UNLESS OTHERWISE SPECIFIED, DIMENSIONS ARE MM 2 TOLERANCE ARE AS FOLLOWS: 0 < X < 2 ± 0.06 2 < X < 10 ± 0.08 10 < X < 50 ± 0.12 50 < X < 100 ± 0.16 100 < X < 200 ± 0.20 200 < X < 300 ± 0.30 ANGLES ± 0.5°	PART No.	TESI-036xx8651	DESCRIPTION	DC 4.5V(Max.), 1.1A(Max.), 36 P&N, 8.6*5.1mm					
	SIGNATURE		DATE	昆晶冷片(深圳)电子有限公司 KJLP (SHENZHEN)ELECTRONICS CO., LTD email: kjlp@kjlp.net http:// www.kjlp.net Tel: +86-755-82528352 Fax: +86-755-22639899					
	DRAWN BY	Gary	2013/09/09						
	CHECKED BY	Justin	2013/09/09						
	ENGR	Vivi	2013/09/09						
APPROVED BY	Mason	2013/09/09							
MATERIAL:	ISSUED BY	Jack	2013/09/09	CAD MODLE:	TESI-036xx8651.prt	SCALE:	1:1	REV:	A
				CAD DWG:	TESI-036xx8651.drw	SIZE:	A3	SHEET:	1 OF 1