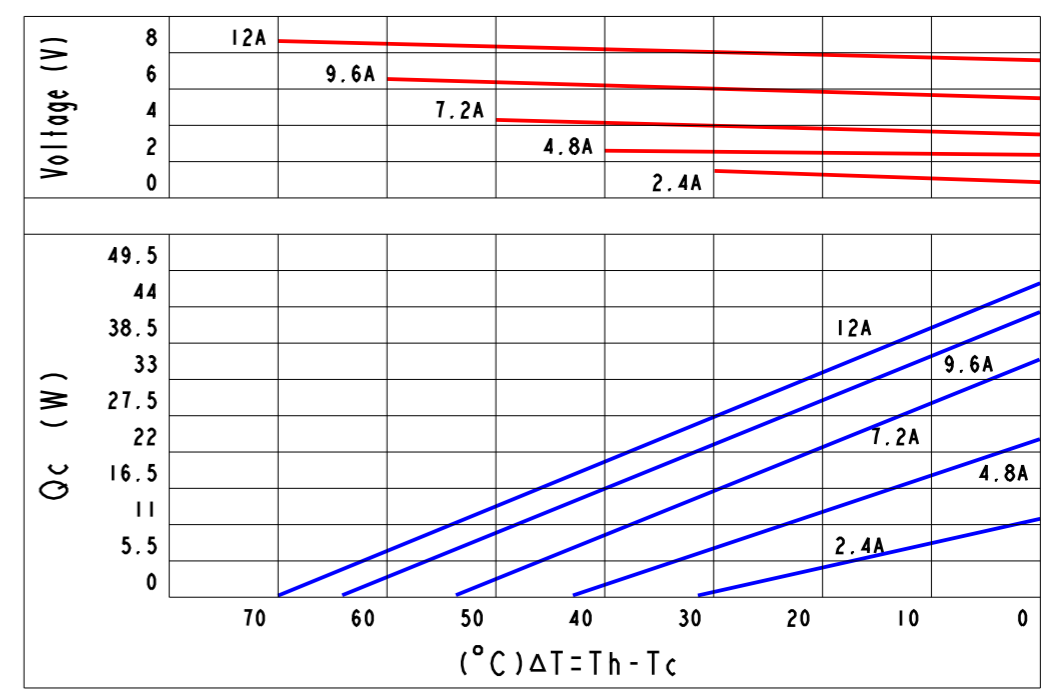


Curve Chart(Be Confined To TEC1-063I24020):




REVISIONS						
REV.	POS.	DESCRIPTION	DATE	DRW	APP	ECR#
A		INITIAL CREATION	2013/01/01	Gory	Mason	

Part Number And Feature:

T	E	C	I	-	0	6	3	x	x	4	0	2	0	Sealing	YES
↓	↓				↓	↓	↓	↓	↓	↓	↓	↓	↓	Operation Temperature	125°C(Max.)
Thermo	Electric	Chip	Stage	P	N	Stack	Quantity	Current	A(Max.)	Dimension	(A)	Dimension	(B)	Melting Point	138°C
														Storage Temperature	-60°C~100°C
														RoHS	YES

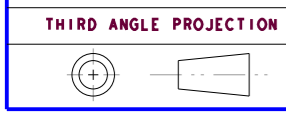
Technical Data:

ITEM	Part NO.	Stack(P&N)	A(Max.)	V(Max.)	Qc(W) /Th=27°C/ ΔT(°C)	DIM(A)	DIM(B)	DIM(H)	
1	TECI-063024020	63	2 A	7.5 V	10W	70°C	40	20	RF3.8
2	TECI-063034020	63	3 A	7.5 V	14W	70°C	40	20	RF3.7
3	TECI-063044020	63	4 A	7.5 V	19W	70°C	40	20	RF3.6
4	TECI-063054020	63	5 A	7.5 V	24W	70°C	40	20	RF3.5
5	TECI-063064020	63	6 A	7.5 V	28W	70°C	40	20	RF3.4
6	TECI-063074020	63	7 A	7.5 V	33W	70°C	40	20	RF3.3
7	TECI-063084020	63	8 A	7.5 V	37W	70°C	40	20	RF3.2
8	TECI-063094020	63	9 A	7.5 V	41W	70°C	40	20	RF3.1
9	TECI-063104020	63	10 A	7.5 V	44W	70°C	40	20	RF3.1
10	TECI-063114020	63	11 A	7.5 V	47W	70°C	40	20	RF3.1
11	TECI-063124020	63	12 A	7.5 V	50W	70°C	40	20	RF3.0



- Notes:
1. Printing always on cold side.
 2. Tolerance of thermo and electric parameters ±10%.
 3. Please mount heat sink before you use it. also, please do not exceed the extra voltage at any time.
 4. Please contact with us if you need Melting Point 183°C (Operation Temperature 150°C Max.) and 235°C (Operation Temperature 200°C Max.) type.

*DO NOT SCALE DRAWING



THIS DRAWING AND THE DATA DISCLOSED HEREIN OR HEREWITH IS NOT TO BE REPR ODUCE
USED OR DISCLOSED OR IN PART TO ANYONE WITHOUT THE PERMISSION OF KJLP (SHENZHEN) ELECTRONICS
CO., LTD.

1. UNLESS OTHERWISE SPECIFIED, DIMENSIONS ARE MM 2. TOLERANCE ARE AS FOLLOWS: 0 < X < 2 ± 0.06 2 < X < 10 ± 0.08 10 < X < 50 ± 0.12 50 < X < 100 ± 0.16 100 < X < 200 ± 0.20 200 < X < 300 ± 0.30 ANGLES ± 0.5°	PART NO.	TECI-063xx4020	DESCRIPTION	DC 7.5V(Max.), 2~12A(Max.), 63 P&N, 40*20mm			
	SIGNATURE	DATE	昆晶冷片(深圳)电子有限公司 KJLP (SHENZHEN) ELECTRONICS CO., LTD email: kjlp@kjlp.net http:// www.kjlp.net Tel: +86-755-82528352 Fax: +86-755-22639899				
	DRAWN BY	Gory			2013/01/01		
	CHECKED BY	Justin			2013/01/01		
ENGR	Vivi	2013/01/01					
APPROVED BY	Mason	2013/01/01	CAD MODLE:	TECI-063xx4020.prt	SCALE: 1:1	REV: A	
MATERIAL:	ISSUED BY	Jack	2013/01/01	CAD DWG:	TECI-063xx4020.drw	SIZE: A3	SHEET: 1 OF 1