
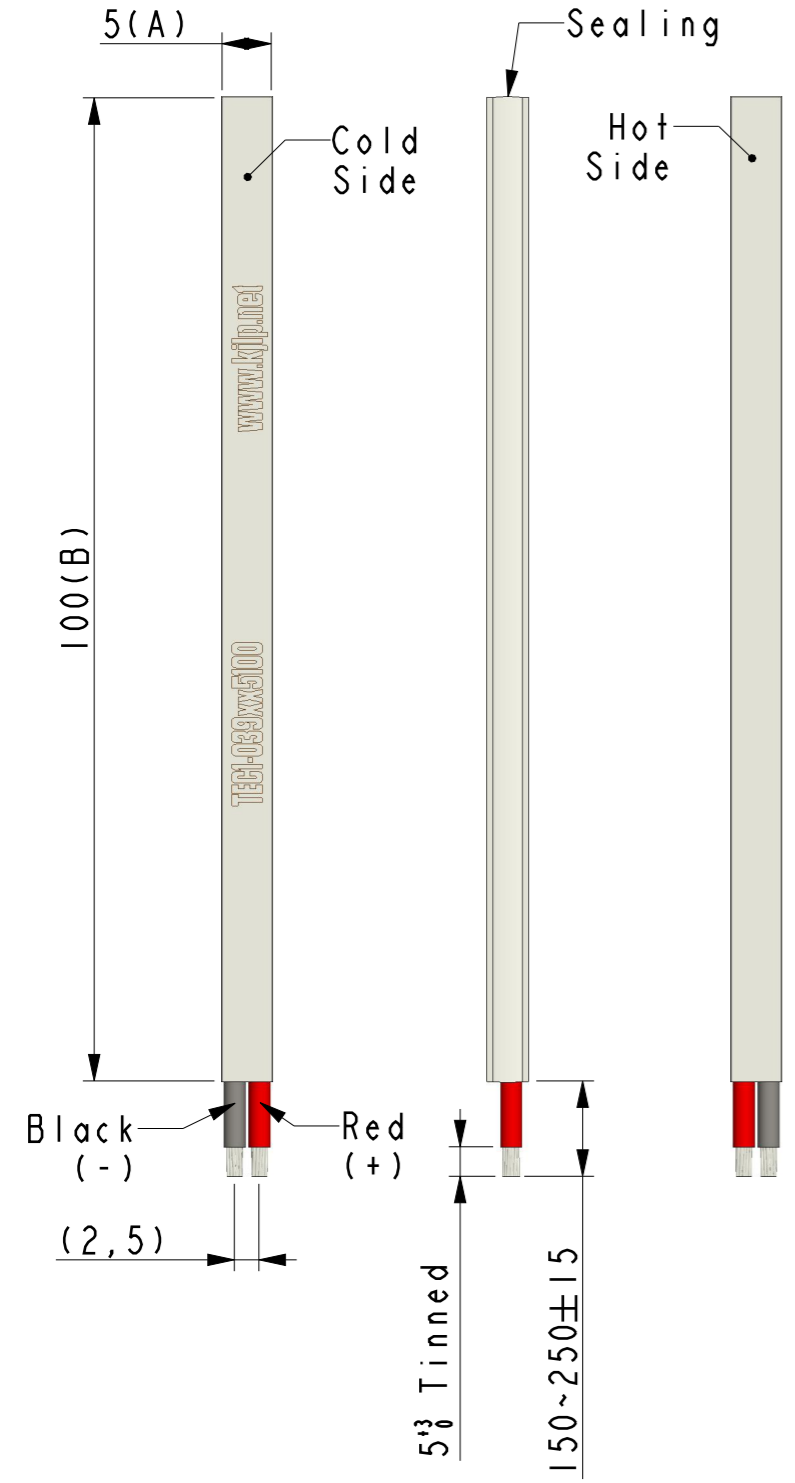
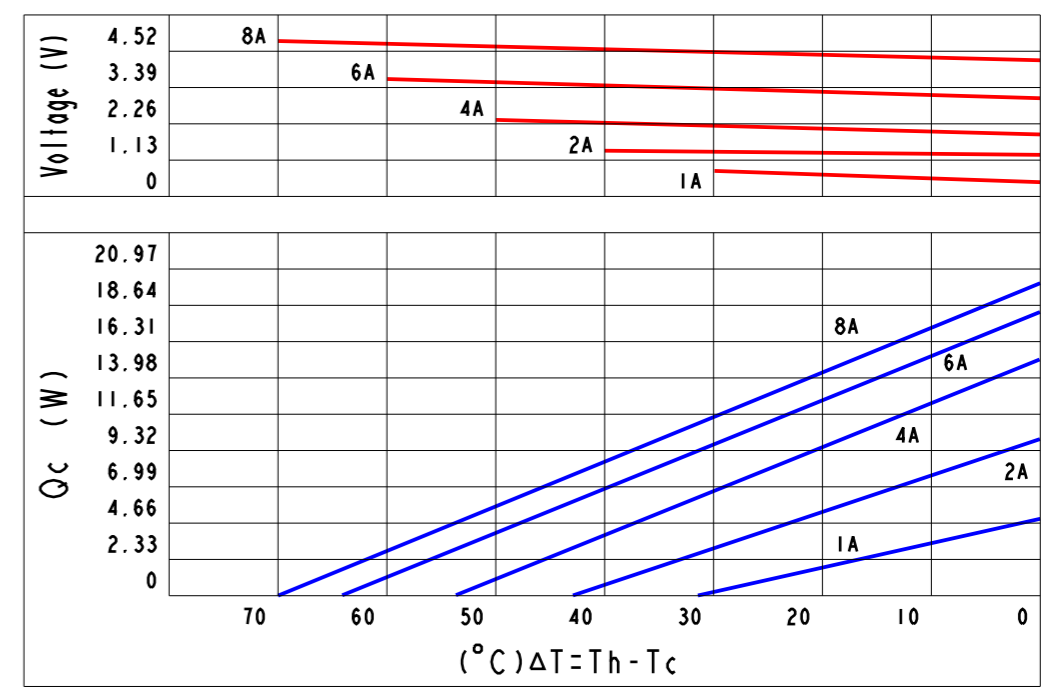


A (H)±0.1
The H is for reference only. Please be subject to the actual products.



Curve Chart(Be Confined To TECI-039085100):



Part Number And Feature:

T	E	C	I	-	0	3	9	x	x	5	1	0	0	Sealing	YES
↓	↓				↓	↓	↓	↓	↓	↓	↓	↓	↓	Operation Temperature	125°C(Max.)
Thermo	Electric	Chip	Stage	Stack	N & P	Stack	Quantity	Current	A(Max.)	Dimension(A)	Dimension(B)			Melting Point	138°C
														Storage Temperature	-60°C~100°C
														RoHS	YES

Technical Data:

ITEM	Part NO.	Stack(P&N)	A(Max.)	V(Max.)	Qc(W) /Th=27°C/ ΔT(°C)	DIM(A)	DIM(B)	DIM(H)	
1	TECI-039085100	39	8 A	4.5 V	21W	70°C	5	100	RF4.2

Notes:

1. Printing always on cold side.
2. Torlerance of thermo and electric parameters ±10%.
3. Please mount heat sink before you use it. also, please do not exceed the extra voltage at any time.
4. Please contact with us if you need Melting Point 183°C (Operation Temperature 150°C Max.) and 235°C (Operation Temperature 200°C Max.) type.

<p>1. UNLESS OTHERWISE SPECIFIED, DIMENSIONS ARE MM</p> <p>2. TOLERANCE ARE AS FOLLOWS:</p> <p>0 < X < 2 ± 0.06</p> <p>2 < X < 10 ± 0.08</p> <p>10 < X < 50 ± 0.12</p> <p>50 < X < 100 ± 0.16</p> <p>100 < X < 200 ± 0.20</p> <p>200 < X < 300 ± 0.30</p> <p>ANGLES ± 0.5°</p>	<p>PART No. TECI-039xx5100</p> <p>DESCRIPTION DC 4.5V(Max.), 8A(Max.), 39 P&N, 5*100mm</p>	<p>昆晶冷片 (深圳) 电子有限公司</p> <p>KJLP (SHENZHEN) ELECTRONICS CO., LTD</p> <p>email: kjlp@kjlp.net http:// www.kjlp.net</p> <p>Tel: +86-755-82528352 Fax: +86-755-22639899</p>
	<p>SIGNATURE</p> <p>DATE</p> <p>DRAWN BY Gary 2013/09/09</p> <p>CHECKED BY Justin 2013/09/09</p> <p>ENGR Vivi 2013/09/09</p> <p>APPROVED BY Mason 2013/09/09</p> <p>ISSUED BY Jack 2013/09/09</p>	

*DO NOT SCALE DRAWING

THIRD ANGLE PROJECTION

THIS DRAWING AND THE DATA DISCLOSED HEREIN OR HEREWITH IS NOT TO BE REPR ODUCE
USED OR DISCLOSED OR IN PART TO ANYONE WITHOUT THE PERMISSION OF KJLP (SHENZHEN) ELECTRONICS
CO., LTD.