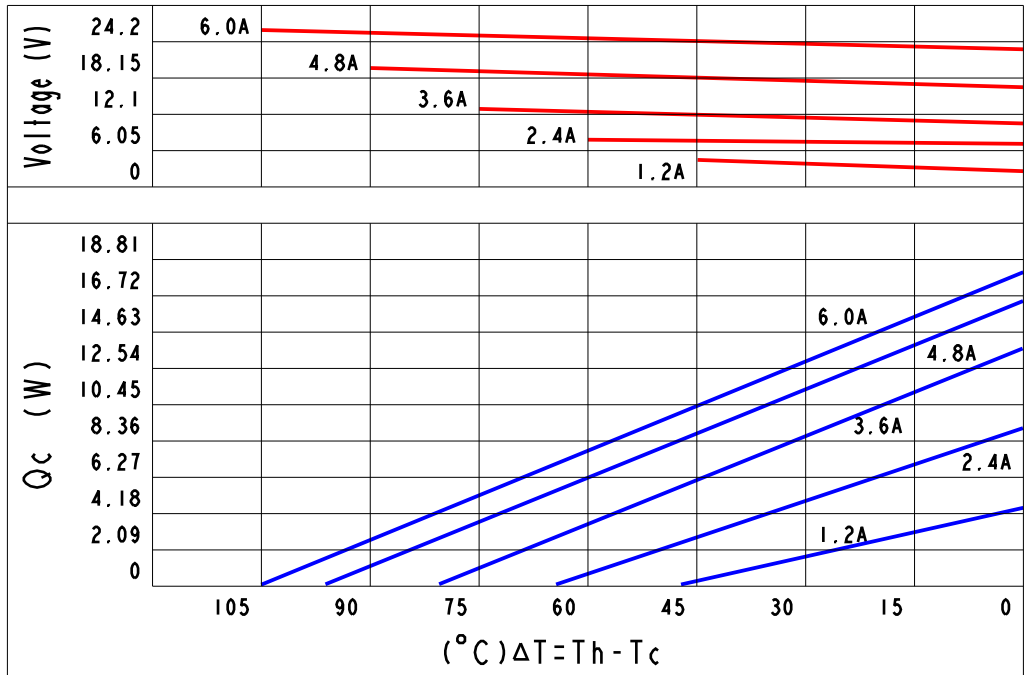


REVISIONS					
REV.	POS.	DESCRIPTION	DATE	DRW	APP
A		INITIAL CREATION	2013/01/01	Gory	Mason

Curve Chart(Be Confined To TEC4-515062060):



Part Number And Feature:

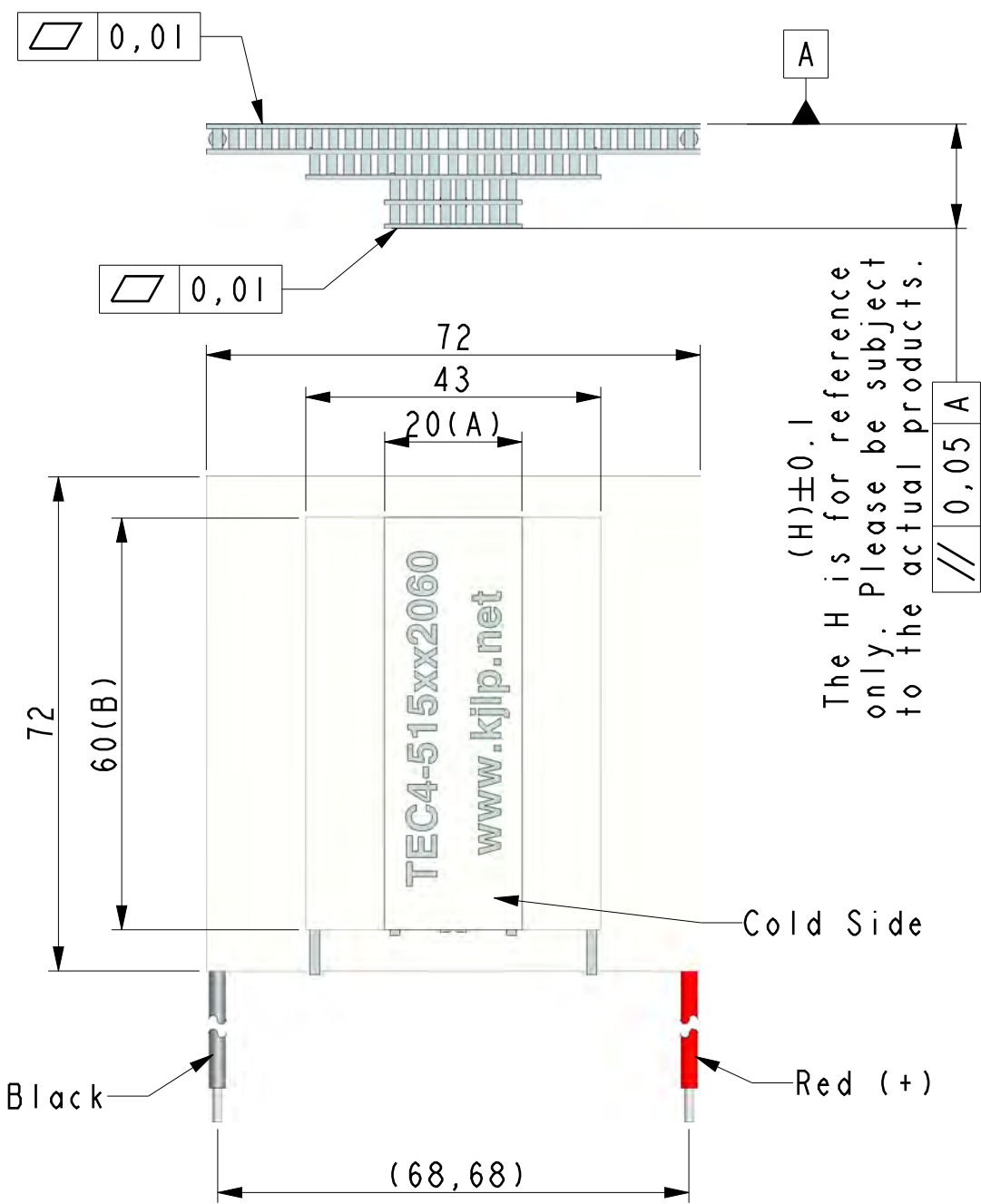
T	E	C	4	-	5	1	5	x	x	2	0	6	0	Sealing	NO
↓	↓				↓	↓	↓	↓	↓	↓	↓	↓	↓	Operation Temperature	125°C(Max.)
Thermo	Electric	Chip	Stage	Stack	N & P	Stack	Quantity	Current	A(Max.)	Dimension	(A)	Dimension	(B)	Melting Point	138°C
														Storage Temperature	-60°C~100°C
														RoHS	YES

Technical Data:

ITEM	Part NO.	Stack(P&N)	A(Max.)	V(Max.)	Qc(W) /Th=27°C/ ΔT(°C)	DIM(A)	DIM(B)	DIM(H)
1	TEC4-515062060	515	6 A	24.2 V	18.8W / 105°C	20	60	RF15.2

Notes:

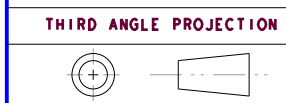
1. Printing always on cold side.
2. Tolerance of thermo and electric parameters ±10%.
3. Please mount heat sink before you use it. also, please do not exceed the extra voltage at any time.
4. Please contact with us if you need Melting Point 183°C (Operation Temperature 150°C Max.)



比例 0,500

比例 0,500

\*DO NOT SCALE DRAWING



THIS DRAWING AND THE DATA DISCLOSED HEREIN OR HEREWITH IS NOT TO BE REPR ODUCE  
USED OR DISCLOSED OR IN PART TO ANYONE WITHOUT THE PERMISSION OF KJLP (SHENZHEN) ELECTRONICS  
CO., LTD.

1. UNLESS OTHERWISE SPECIFIED,  
DIMENSIONS ARE MM  
2 TOLERANCE ARE AS FOLLOWS:  
0 < X < 2 ± 0.06  
2 < X < 10 ± 0.08  
10 < X < 50 ± 0.12  
50 < X < 100 ± 0.16  
100 < X < 200 ± 0.20  
200 < X < 300 ± 0.30  
ANGLES ± 0.5°

PART NO.	TEC4-515xx2060		DESCRIPTION	DC 24.2V(Max.), 6A(Max.), 515 P&N, 20*60mm					
	SIGNATURE	DATE		 昆晶冷片(深圳)电子有限公司 KJLP (SHENZHEN) ELECTRONICS CO., LTD email: kjlp@kjlp.net http:// www.kjlp.net Tel: +86-755-82528352 Fax: +86-755-22639899					
DRAWN BY	Gory	2013/01/01							
CHECKED BY	Justin	2013/01/01							
ENGR	Vivi	2013/01/01							
APPROVED BY	Mason	2013/01/01							
MATERIAL:	ISSUED BY	Jack	2013/01/01	CAD MODLE:	TEC4-515xx2060.prt	SCALE:	1:1	REV:	A
				CAD DWG:	TEC4-515xx2060.drw	SIZE:	A3	SHEET:	1 OF 1