

0,01

A

0,01

0,05 A

(H)±0.1
The H is for reference only. Please be subject to the actual products.

S50(B)

S20(A)

(H)±0.1
The H is for reference only. Please be subject to the actual products.

0,05 A

TEC4-247xx2050
www.kjlp.net

Cold Side

(-) Black

Red (+)

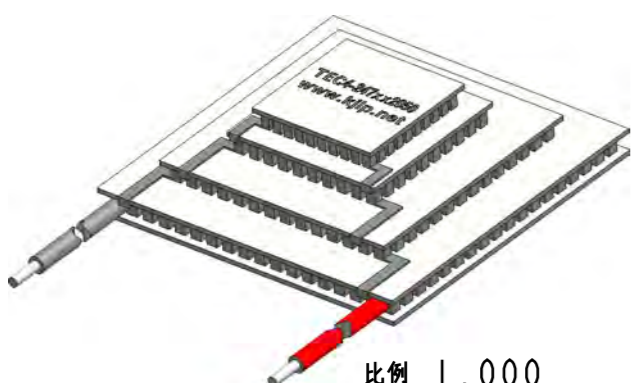
(44)

S38

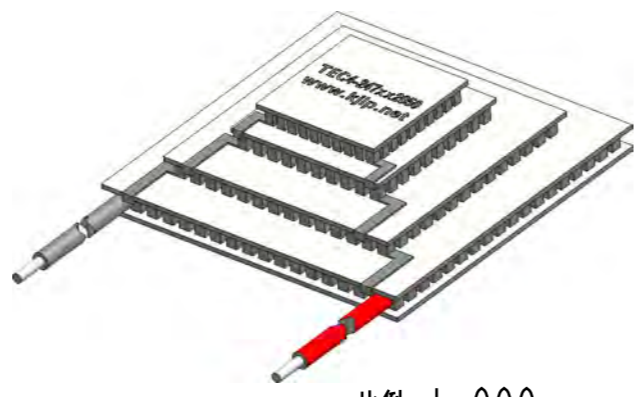
S25

5.3

150±10



比例 1,000



比例 1,000

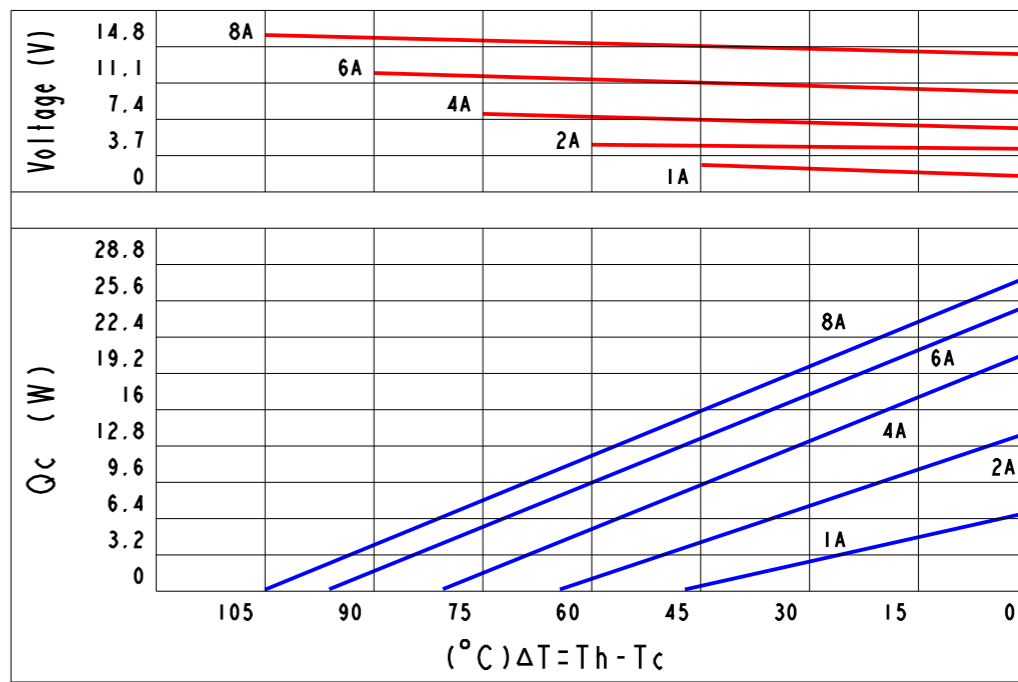
*DO NOT SCALE DRAWING

THIRD ANGLE PROJECTION

THIS DRAWING AND THE DATA DISCLOSED HEREIN OR HEREWITH IS NOT TO BE REPR ODUCE
USED OR DISCLOSED OR IN PART TO ANYONE WITHOUT THE PERMISSION OF KJLP (SHENZHEN) ELECTRONICS
CO., LTD.

REVISIONS					
REV.	POS.	DESCRIPTION	DATE	DRW	APP
A		INITIAL CREATION	2013/01/01	Gory	Mason

Curve Chart(Be Confined To TEC4-247082050):



Part Number And Feature:

T	E	C	4	-	2	4	7	x	x	2	0	5	0	Sealing	NO
↓	↓				↓	↓	↓	↓	↓	↓	↓	↓	↓	Operation Temperature	125°C(Max.)
Thermo	Electric	Chip	Stage	Stack	N & P	Stack	Quantity	Current	A(Max.)	Dimension	(A)	Dimension	(B)	Melting Point	138°C
														Storage Temperature	-60°C~100°C
														RoHS	YES

Technical Data:

ITEM	Part NO.	Stack(P&N)	A(Max.)	V(Max.)	Qc(W) /Th=27°C/ ΔT(°C)	DIM(A)	DIM(B)	DIM(H)
1	TEC4-247062050	247	6 A	14.8 V	18W	105°C	S20	S50 RF13.7
2	TEC4-247082050	247	8 A	14.8 V	29W	105°C	S20	S50 RF12.6

Notes:

1. Printing always on cold side.
2. Torlerance of thermo and electric parameters ±10%.
3. Please mount heat sink before you use it. also, please do not exceed the extra voltage at any time.
4. Please contact with us if you need Melting Point 183°C (Operation Temperature 150°C Max.)

1. UNLESS OTHERWISE SPECIFIED, DIMENSIONS ARE MM 2 TOLERANCE ARE AS FOLLOWS: 0 < X < 2 ± 0.06 2 < X < 10 ± 0.08 10 < X < 50 ± 0.12 50 < X < 100 ± 0.16 100 < X < 200 ± 0.20 200 < X < 300 ± 0.30 ANGLES ± 0.5°	PART NO.	TEC4-247xx2050	DESCRIPTION	DC 14.8V(Max.), 6~8A(Max.), 247 P&N, S20*S50mm			
	SIGNATURE		DATE	昆晶冷片(深圳)电子有限公司 KJLP (SHENZHEN) ELECTRONICS CO., LTD email: kjlp@kjlp.net http:// www.kjlp.net Tel: +86-755-82528352 Fax: +86-755-22639899			
	DRAWN BY	Gory	2013/01/01				
	CHECKED BY	Justin	2013/01/01				
ENGR	Vivi	2013/01/01					
APPROVED BY	Mason	2013/01/01	CAD MODLE:	TEC4-247xx2050.prt	SCALE: 1:1	REV: A	
MATERIAL:	ISSUED BY	Jack	2013/01/01	CAD DWG:	TEC4-247xx2050.drw	SIZE: A3	SHEET: 1 OF 1